




**Positions:** Click on the position to see the O\*Net summary report.

**NOTE:** Some occupations with similar job duties, education, wage and growth have been grouped together as an occupation family. Click on the six digit job codes for job details.

	Median Hourly Earnings	2012-22 Projected Growth #	2012-22 Projected Growth %	Minimum Education or Training Requirements
<b>CONSTRUCTION &amp; ENERGY</b>				
Architectural, Construction & Engineering Managers: 119021, 119041	\$45.83	430	15%	Bachelor's degree
Bus & Truck Mechanics & Diesel Engine Specialists 	\$20.00	120	10%	High school diploma or equivalent
Carpenters	\$19.01	660	21%	High school diploma or equivalent
Civil Engineers	\$34.28	165	22%	Bachelor's degree
Commercial & Industrial Designers	\$27.01	75	13%	Bachelor's degree
Construction Laborers	\$15.80	1025	23%	Less than high school
Cost Estimators	\$27.45	300	23%	Bachelor's degree
Electrical & Electronic Equipment Mechanics, Installers & Repairers	\$22.54	50	9%	Postsecondary non-degree award
Electricians	\$24.50	500	16%	High school diploma or equivalent
Heating, Air Conditioning & Refrigeration Mechanics & Installers	\$21.77	200	21%	Postsecondary non-degree award
Heavy & Tractor-Trailer Truck Drivers 	\$18.80	1445	13%	Postsecondary non-degree award
Installation, Maintenance & Repair Workers  : 499071, 499099	\$18.00	875	13%	High school diploma or equivalent
Light Truck or Delivery Services Drivers 	\$14.36	445	9%	High school diploma or equivalent
Operating Engineers & Other Construction Equipment Operators 	\$21.00	315	22%	High school diploma or equivalent
Painters, Construction & Maintenance 	\$18.22	150	14%	Less than high school
Plumbers, Pipefitters & Steamfitters	\$22.45	305	19%	High school diploma or equivalent
Sheet Metal Workers	\$20.69	125	18%	High school diploma or equivalent
Shipping, Receiving, & Traffic Clerks 	\$15.03	235	7%	High school diploma or equivalent
Supervisors of Construction Trades & Extraction Workers, Mechanics, Installers & Repairers  : 471011, 491011	\$29.09	785	17%	High school diploma or equivalent
<b>HEALTH SCIENCES</b>				
Advanced Practitioners: 291071, 291171	\$46.66	295	30%	Master's degree
Cardiovascular Technologists & Technicians	\$23.49	135	35%	Associate degree
Dental Assistants	\$20.01	175	13%	Postsecondary non-degree award
Dentists, General	\$88.32	75	13%	Doctoral or professional degree
Diagnostic Medical Sonographers	\$28.52	190	46%	Associate degree
Dietitians & Nutritionists	\$26.72	75	23%	Bachelor's degree
Emergency Medical Technicians & Paramedics	\$15.92	105	18%	Postsecondary non-degree award
Healthcare Social Workers	\$24.63	270	24%	Master's degree
Licensed Practical & Licensed Vocational Nurses	\$21.66	745	20%	Postsecondary non-degree award
Massage Therapists	\$27.08	120	27%	Postsecondary non-degree award
Medical & Clinical Laboratory Technicians	\$14.62	280	29%	Associate degree
Medical & Clinical Laboratory Technologists	\$27.97	165	17%	Bachelor's degree
Medical & Health Services Managers	\$41.82	365	22%	Bachelor's degree
Medical Assistants	\$15.08	615	21%	Postsecondary non-degree award
Medical Equipment Preparers	\$15.11	55	24%	High school diploma or equivalent
Medical Records & Health Information Technicians	\$17.13	145	22%	Postsecondary non-degree award
Medical Secretaries	\$15.70	370	30%	High school diploma or equivalent
Mental Health & Substance Abuse Social Workers	\$22.98	215	18%	Bachelor's degree
Nursing Assistants	\$13.51	1690	20%	Postsecondary non-degree award
Occupational Therapists	\$33.33	210	26%	Master's degree
Personal Care Aides	\$16.12	940	32%	Less than high school
Pharmacists	\$57.06	190	14%	Doctoral or professional degree
Pharmacy Technicians	\$15.12	300	17%	High school diploma or equivalent
Phlebotomists	\$13.94	105	23%	Postsecondary non-degree award
Physical Therapist Assistants	\$21.91	190	37%	Associate degree
Physical Therapists	\$39.73	370	30%	Doctoral or professional degree
Physicians: 291062, 291069	\$70.38	270	16%	Doctoral or professional degree
Radiologic Technologists	\$23.71	215	23%	Associate degree
Registered Nurses	\$28.97	3035	24%	Bachelor's degree
Respiratory Therapists	\$25.86	145	25%	Associate degree
Speech-Language Pathologists	\$33.89	110	18%	Master's degree
Surgical Technologists	\$20.18	200	36%	Postsecondary non-degree award
<b>INFORMATION TECHNOLOGY</b>				
Computer & Information Systems Managers	\$47.82	140	15%	Bachelor's degree
Computer Network Architects	\$42.52	50	19%	Bachelor's degree
Computer Network Support Specialists	\$24.47	50	17%	Associate degree
Computer Systems Analysts	\$30.46	385	27%	Bachelor's degree
Computer User Support Specialists	\$22.79	430	20%	Some college, no degree
Graphic Designers	\$20.10	120	10%	Bachelor's degree
Network & Computer Systems Administrators	\$32.85	190	14%	Bachelor's degree
Software Developers and Programmers: 151132, 151131, 151133	\$36.10	620	17%	Bachelor's degree
Web Developers	\$28.09	80	18%	Associate degree
<b>MANUFACTURING</b>				
Builders & Assemblers: 512099, 512092	\$13.81	3055	15%	High school diploma or equivalent
Chemists	\$32.10	55	12%	Bachelor's degree
Computer Numerically Controlled Machine Tool Programmers, Metal & Plastic	\$22.32	150	44%	High school diploma or equivalent
Engineers & Designers: 172071, 172112, 172141	\$35.71	930	14%	Bachelor's degree
First-Line Supervisors of Production & Operating Workers 	\$26.98	455	9%	Postsecondary non-degree award
Industrial Engineering Technicians	\$21.05	205	14%	Associate degree
Industrial Production Managers	\$44.86	165	9%	Bachelor's degree
Inspectors, Testers, Sorters, Samplers & Weighers 	\$15.10	860	18%	High school diploma or equivalent
Machine Operators: 514011, 514031	\$16.71	1070	17%	High school diploma or equivalent
Machine Repair, Set Up & Maintenance  : 499041, 499043, 514041, 514111	\$20.85	2635	22%	High school diploma or equivalent
Production, Planning & Expediting Clerks	\$22.60	145	9%	High school diploma or equivalent
Purchasing Managers	\$40.12	60	10%	Bachelor's degree
Supervisors of Helpers, Laborers, Transportation & Material Moving Workers	\$24.26	145	9%	High school diploma or equivalent
Welders, Cutters, Solderers & Brazers 	\$16.65	315	14%	High school diploma or equivalent
<b>PROFESSIONAL &amp; ADMINISTRATIVE SERVICES</b>				
Accountants & Auditors 	\$29.96	695	15%	Bachelor's degree
Administrative Assistants & Office Clerks  : 433011, 433021, 433051, 434171, 436014, 439061	\$16.46	3105	12%	High school diploma or equivalent
Automotive Service Technicians & Mechanics	\$17.81	410	14%	High school diploma or equivalent
Bookkeeping, Accounting & Auditing Clerks 	\$17.10	965	13%	Some college, no degree
Business Operations Specialists	\$25.48	435	21%	Bachelor's degree
Child, Family & School Social Workers	\$22.28	215	11%	Bachelor's degree
Clinical, Counseling & School Psychologists	\$30.60	65	12%	Doctoral or professional degree
Customer Service Representatives 	\$16.49	1475	13%	High school diploma or equivalent
Dispatchers, Except Police, Fire & Ambulance	\$20.20	80	11%	High school diploma or equivalent
Education Administrators, Postsecondary	\$36.31	65	12%	Master's degree
Educational, Guidance, School & Vocational Counselors	\$24.05	55	7%	Master's degree
First-Line Supervisors of Office & Administrative Support Workers	\$24.23	570	12%	High school diploma or equivalent
Food Service Managers	\$17.00	570	10%	High school diploma or equivalent
General & Operations Managers 	\$45.32	1830	13%	Bachelor's degree
Insurance Sales Agents	\$23.99	460	15%	High school diploma or equivalent
Lawyers	\$39.51	195	11%	Doctoral or professional degree
Management & Financial Analysts: 131111, 132051, 131161	\$31.38	780	20%	Bachelor's degree
Personal Financial Advisors	\$27.12	185	21%	Bachelor's degree
Property, Real Estate, & Community Association Managers	\$18.59	115	12%	High school diploma or equivalent
Purchasing Agents, Except Wholesale, Retail & Farm Products 	\$27.29	225	10%	High school diploma or equivalent
Sales Representatives, Wholesale & Mfg, except Technical & Scientific Products 	\$26.94	1145	12%	High school diploma or equivalent
Sales Representatives, Wholesale & Mfg, Technical & Scientific Products	\$35.20	145	15%	Bachelor's degree
Securities, Commodities & Financial Services Sales Agents	\$28.64	100	8%	Bachelor's degree
Supervisors of Sales Workers: 411011, 411012	\$22.87	860	10%	High school diploma or equivalent
Teacher Assistants / Paraprofessionals	\$12.34	700	8%	Some college, no degree
Teachers & Instructors: 252022, 253099	\$27.11	555	10%	Bachelor's degree
<b>AGRICULTURE</b>				

The agriculture industry, including farming and food production, accounts for nearly 10,000 jobs and \$300 million in labor income in the seven county West Michigan region. Many of the high-demand occupations within agriculture overlap other industries; we have noted those occupations with the following icon: 